

Projekt: - -

/ RD.WL.02

Projektdaten

Bezeichnung : -

Planinhalt : -

Plan Nr. : RD.WL.02

All total length of bar profiles outer dimension

S T A H L L I S T E Betonstahl: B500B

Pos.	Stk.	D	Länge	D10	D12	D14	D16	D20
1	1584	12	4.44		7032.96			
2	984	16	4.64				4565.76	
3	588	14	1.95			1146.60		
4	616	14	6.67			4108.72		
5	816	10	4.34	3541.44				
6	536	10	3.45	1849.20				
7	876	10	1.95	1708.20				
8	112	14	3.57			399.84		
9	304	12	1.64		498.56			
10	540	10	1.48	799.20				
11	1224	12	5.43		6646.32			
12	280	10	7.07	1979.60				
13	2840	12	1.95		5538.00			
14	400	16	3.50				1400.00	
15	272	10	1.50	408.00				
16	48	14	4.54			217.92		
17	304	10	5.43	1650.72				
18	416	10	5.10	2121.60				
19	104	10	6.77	704.08				
20	8	14	7.14			57.12		
21	32	14	5.29			169.28		
22	16	14	4.24			67.84		
23	624	12	6.73		4199.52			
24	40	20	5.18					207.20
25	24	10	5.18	124.32				
26	184	10	2.70	496.80				
27	1200	12	0.60		720.00			
28	200	16	0.65				130.00	
29	40	20	6.35					254.00
30	184	10	2.78	511.52				
31	240	12	2.00		480.00			
32	24	10	6.40	153.60				
33	496	16	1.80				892.80	
34	304	12	1.60		486.40			
35	304	12	3.58		1088.32			
36	240	16	3.58				859.20	
37	8	14	7.02			56.16		
38	200	16	1.20				240.00	
39	40	20	1.17					46.80
40	24	10	1.17	28.08				
41	400	16	0.73				292.00	
42	544	16	0.60				326.40	
43	440	16	1.80				792.00	
44	88	16	0.95				83.60	

Gesamtlängen	16076.36	26690.08	6223.48	9581.76	508.00
kg / m	D10 0.617	D12 0.888	D14 1.208	D16 1.578	D20 2.466
kg / d	9919.114	23700.791	7517.963	15120.017	1252.728

Gesamtgewicht (kg) 57510.613

Projekt: - -

/ RD.WL.02

Pos. Bemerkung:

27	sidra
28	sidra
38	sidra
41	sidra s podložko in matico
42	sidra
44	sidra

Projekt: - -

/ RD.WL.02

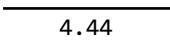
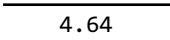

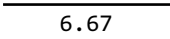
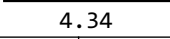
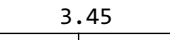

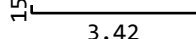
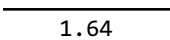
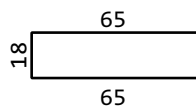
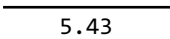
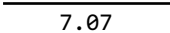
Projektdaten

Bezeichnung : -

Planinhalt : -


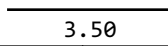
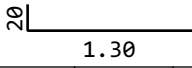

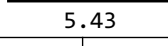
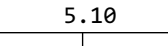
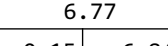





Plan Nr. : RD.WL.02

B I E G E L I S T E Betonstahl: B500B

Pos.	Stk.	R	Länge	db ds	Typ	Biegeform						Ges.L	Gewicht kg
						A	B	C	D	E	H		
1	1584	12	4.44	4	A1	4.44						7032.96	6245.269
													
2	984	16	4.64	4	A1	4.64						4565.76	7204.769
													
3	588	14	1.95	4	A3	0.85	0.25	0.85				1146.60	1385.093
													
4	616	14	6.67	4	A1	6.67						4108.72	4963.334
													
5	816	10	4.34	4	A1	4.34						3541.44	2185.068
													
6	536	10	3.45	4	A1	3.45						1849.20	1140.956
													
7	876	10	1.95	4	A3	0.85	0.25	0.85				1708.20	1053.959
													
8	112	14	3.57	4	A2	0.15	3.42					399.84	483.007
													
9	304	12	1.64	4	A1	1.64						498.56	442.721
													
10	540	10	1.48	4	A3	0.65	0.18	0.65				799.20	493.106
													
11	1224	12	5.43	4	A1	5.43						6646.32	5901.932
													
12	280	10	7.07	4	A1	7.07						1979.60	1221.413
													

Projekt: - -

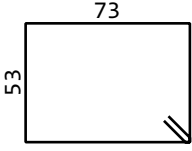
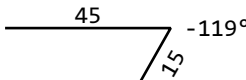
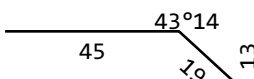
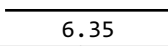
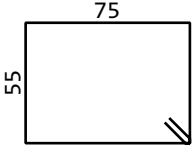
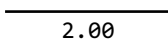
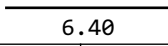
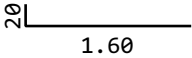
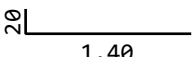
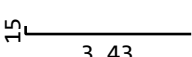
/ RD.WL.02

B I E G E L I S T E Betonstahl: B500B													
Pos.	Stk.	R	Länge	dbr ds	Typ	Biegeform						Ges.L	Gewicht kg
						A	B	C	D	E	H		
13	2840	12	1.95	4	A3	0.85	0.25	0.85				5538.00	4917.744
													
14	400	16	3.50	4	A1	3.50						1400.00	2209.200
													
15	272	10	1.50	4	A2	0.20	1.30					408.00	251.736
													
16	48	14	4.54	4	A1	4.54						217.92	263.247
													
17	304	10	5.43	4	A1	5.43						1650.72	1018.494
													
18	416	10	5.10	4	A1	5.10						2121.60	1309.027
													
19	104	10	6.77	4	A1	6.77						704.08	434.417
													
20	8	14	7.14	4	A3	0.15	6.84	0.15				57.12	69.001
													
21	32	14	5.29	4	A2	0.20	5.09					169.28	204.490
													
22	16	14	4.24	4	A1	4.24						67.84	81.951
													
23	624	12	6.73	4	A1	6.73						4199.52	3729.174
													
24	40	20	5.18	7	A1	5.18						207.20	510.955
													
25	24	10	5.18	4	A1	5.18						124.32	76.705

Projekt: - -

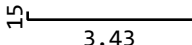
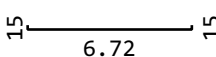
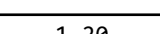
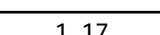
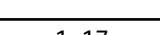
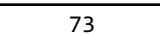


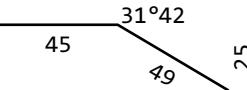
/ RD.WL.02

B I E G E L I S T E Betonstahl: B500B

Pos.	Stk.	R	Länge	dbr ds	Typ	Biegeform						Ges.L	Gewicht kg
						A	B	C	D	E	H		
26	184	10	2.70	4	B1	0.53	0.73				0.09 0.09	496.80	306.526
													
27	1200	12	0.60	4	X1	 Nr. dx dy l >° 1 0.48 0.00 0.45 -119 2 -0.09 -0.15 0.15 Bemerkung: sidra						720.00	639.360
28	200	16	0.65	4	C1	0.45	0.14	0.13				130.00	205.140
						 Bemerkung: sidra							
29	40	20	6.35	7	A1	6.35						254.00	626.364
													
30	184	10	2.78	4	B1	0.55	0.75				0.09 0.09	511.52	315.608
													
31	240	12	2.00	4	A1	2.00						480.00	426.240
													
32	24	10	6.40	4	A1	6.40						153.60	94.771
													
33	496	16	1.80	4	A2	0.20	1.60					892.80	1408.838
													
34	304	12	1.60	4	A2	0.20	1.40					486.40	431.923
													
35	304	12	3.58	4	A2	0.15	3.43					1088.32	966.428
													

Projekt: - -

/ RD.WL.02

B I E G E L I S T E Betonstahl: B500B													
Pos.	Stk.	R̄	Länge	dbr ds	Typ	Biegeform						Ges.L	Gewicht kg
						A	B	C	D	E	H		
36	240	16	3.58	4	A2	0.15	3.43					859.20	1355.818
													
37	8	14	7.02	4	A3	0.15	6.72	0.15				56.16	67.841
													
38	200	16	1.20	4	A1	1.20						240.00	378.720
													
						Bemerkung: sidra							
39	40	20	1.17	7	A1	1.17						46.80	115.409
													
40	24	10	1.17	4	A1	1.17						28.08	17.325
													
41	400	16	0.73	4	A1	0.73						292.00	460.776
													
						Bemerkung: sidra s podložko in matico							
42	544	16	0.60	4	A2	0.15	0.45					326.40	515.059
													
						Bemerkung: sidra							
43	440	16	1.80	4	A1	1.80						792.00	1249.776
													
44	88	16	0.95	4	C1	0.45	0.42	0.25				83.60	131.921
													
						Bemerkung: sidra							

Gesamtgewicht (kg) 57510.614